


DATE: 12/20/2018
 DRAWING NO: 18020001001
 SCALE: AS SHOWN
 DATE: 12/20/2018

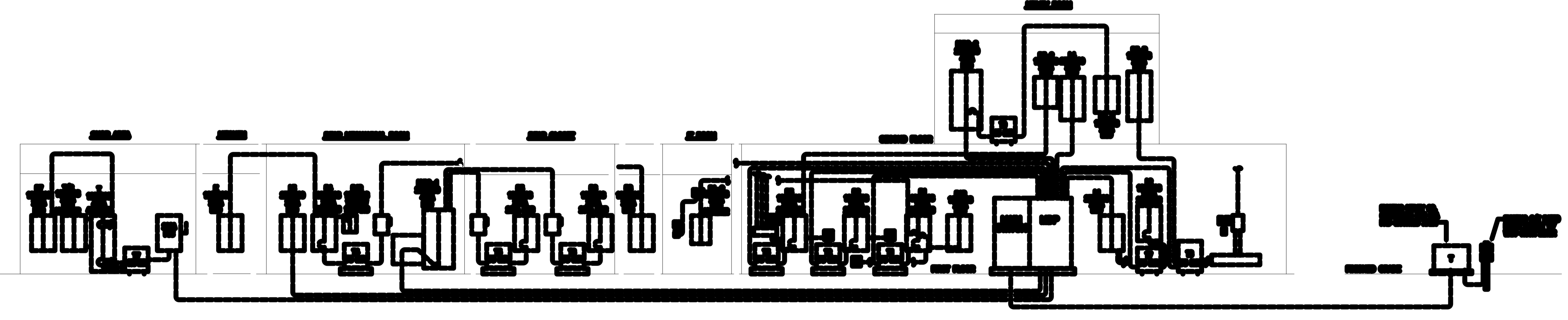
TRI-COUNTY COUNCIL
 REGIONAL CENTER
 ROUTE 50 EAST
 SALISBURY, MARYLAND
 EXISTING/DEMOLITION POWER DISTRIBUTION RISER DIAGRAM

IOTT
 ARCHITECTURE
 ENGINEERING
 INCORPORATED
 300 HAMMOND ST., SUITE 100 SALISBURY, MARYL.
 (410) 749-7229 • FAX (410) 749-6001

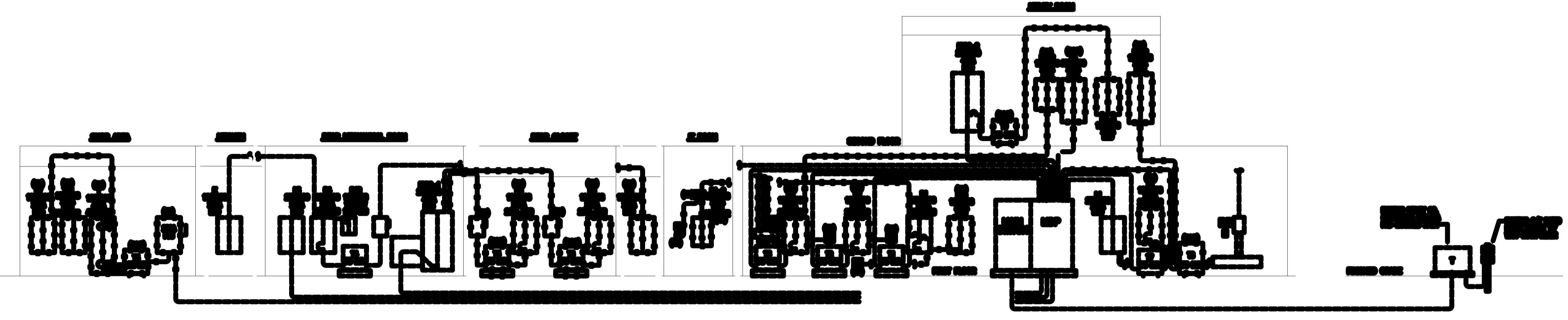


**SCHLENGER/PITZ
 & ASSOCIATES, INC.**
 CONSULTING ENGINEERING
 1100 FREDERICK ROAD, SUITE 2000, FREDERICK, MD 21702
 300 W. BALTIMORE STREET, SUITE 200, BALTIMORE, MD 21201
 TEL: (410) 326-7200 FAX: (410) 326-7201
 WWW.SCHLENGER-PITZ.COM

NO.	DATE	REMARKS	BY	DATE	REMARKS



① EXISTING POWER DISTRIBUTION RISER DIAGRAM



② PROPOSED POWER DISTRIBUTION RISER DIAGRAM